


# Sub-bases for miniature pilot solenoid valves



**1**

## Part numbers

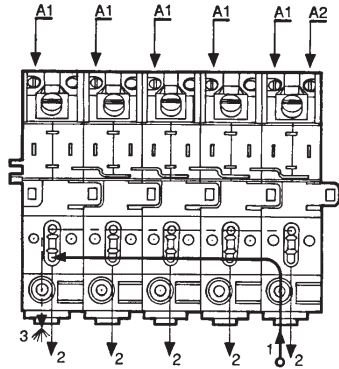
Pair of end bases	<b>81 514 101</b>	—	—
Intermediate sub-base	—	<b>81 514 161</b>	—
Adaptor sub-base for mounting plan CNOMO 06-05-80 / NFE 49066	—	—	<b>79 453 569</b>

## Characteristics

Pneumatic indicator on output	—	•	•	—
Common supply	—	•	•	—
Common exhaust	—	•	•	—
Wire size	AWG	(mm <sup>2</sup> )	14 (3)	14 (3)
Push-in connection for semi-rigid tubing 5/32" O.D. (Ø 4 mm) (NFE 49100)	—	•	•	—
Mounting	—	DIN rail EN 50022	DIN rail EN 50022	2 screws M4 provided
UL and cUL approval	—	MH 15085	MH 15085	—
Weight	(grams)	65	65	50

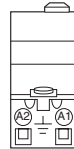
## Connection

Pneumatic



- 1 - Supply
- 2 - Output
- 3 - Exhaust

Electrical

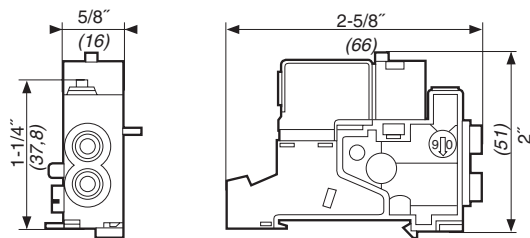


- A1 - Pilot signal
- A2 - Common
- ⊥ - Ground

Dimensions with miniature solenoid valve (page 5/4)

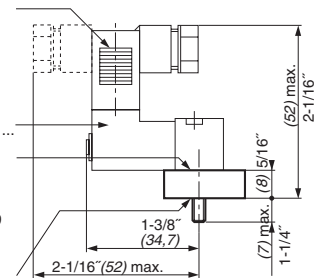
81 514 101 - 81 514 161

79 453 569

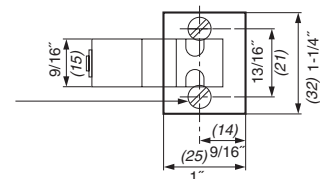


Connector ref 81 516 082  
(rotatable in 90° steps)  
see page 5/55

Miniature solenoid valve 81 519 ...  
see page 5/50  
CNOMO mounting plan  
E 06-36-120N for mounting  
miniature solenoid valve 81 519



Mounting on mounting plan  
CNOMO 06-05-80  
NFE 49066



Fixing on CNOMO 06-05-80/  
NFE 49-066 mounting plan via  
2 cap screws M4  
(NFE 25-127)

use (metric) dimensions for critical data

Other information	To order, specify :
	<p><b>Standard products</b></p> <p><b>1</b> Part number Example : Sub-bases for miniature pilot solenoid valves - 81 514 101</p>

Products and specifications subject to change without notice.

Order/Technical Support – Tel: (800) 677-5311 / FAX: (800) 677-3865 / www.crouzet-usa.com